

Copyright © 1993 - 2009, Secrett Systems

Australian Edition

User Guide

EziMenu Version 2.5, Australian Edition

Overview

EziMenu has been designed to make using your computer as simple as possible.

It is not aimed at advanced users. Rather it is aimed at the novice user who may (for example) be vision impaired, elderly or somewhat intimidated by the Start menu.

If you want to do more than write a letter, surf the 'net, send some email or play Solitaire, Spider or Minesweeper, then this program is definitely not for you.

Shareware

The program is shareware which means that you can use it for a limited amount of time (30 days), After that time you must either pay for it or uninstall it.

During the evaluation period, a label will be displayed at the middle top of the screen telling you how many days evaluation you have left.

When the evaluation period expires, the program will not run except to allow you to display the registration dialog to enter your registration code.

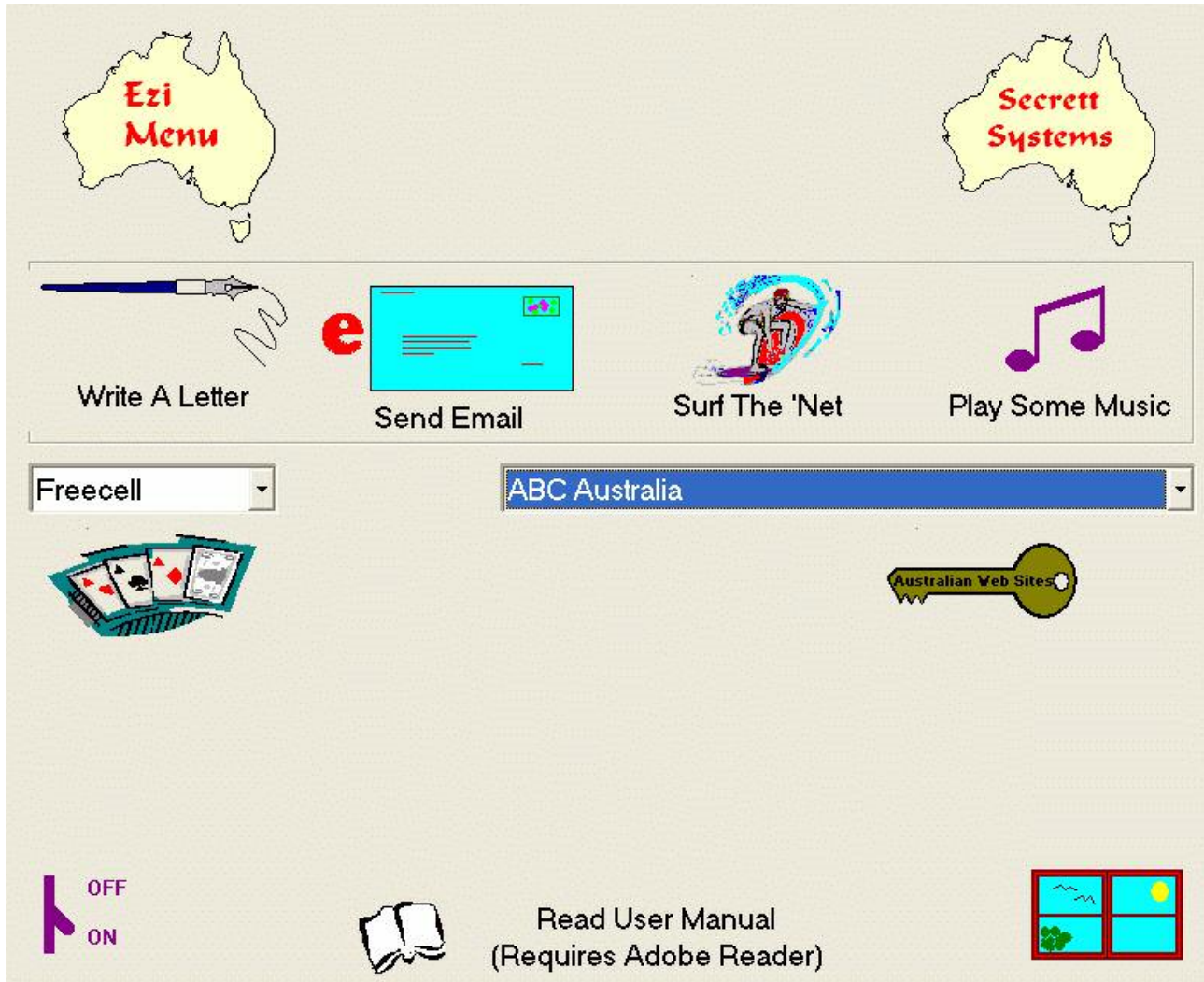
Target Operating Systems

This program has been extensively tested on Windows 95, Windows 98, Windows ME, Windows XP (Home and Professional editions) and Windows Vista. All features are fully functional on these operating systems.

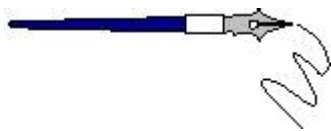
The program is not intended for use on Windows NT 4.0 or Windows 2000.

Using the Program

This is the easy bit. When the program runs for the first time, it will search your hard disk for word processing, email, internet and the standard Windows games programs. Once it finds them it saves the information and displays the main screen:

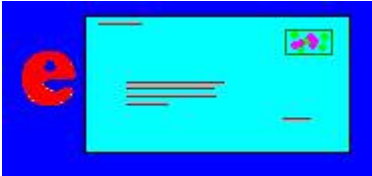


Each image is a button. Clicking an image will select what you want to do.



Write A Letter. This button will start your word processor (if you have one). If you don't have one, it will start Notepad, so you can still type up a letter.

The program caters for Microsoft Word, Microsoft Works, Lotus WordPro, Microsoft WordPad and Microsoft Notepad.



Use The Email. This button will start your email program. It will most likely be Outlook Express. However, it also caters for Microsoft Outlook and Eudora. If you haven't already done so, you need to make sure that your internet connection will start up automatically when Email or Internet is selected. You can usually achieve this by checking the 'Connect Automatically' option in your Dial Up Connection dialog.



Surf The Internet. This button starts up your Internet browsing program. This is probably the Internet Explorer but could also be Netscape or Opera (my favourite). If you haven't already done so, you need to make sure that your internet connection will start up automatically when Email or Internet is selected. You can usually achieve this by checking the 'Connect Automatically' option in your Dial Up Connection dialog.



Play Some Music. This button will start up the Windows Media player or MusicMatch program. Now you can put your favourite CDs into the CD drive on your PC and listen while you surf.

There are also 2 drop down lists.



Games To Play. These could be FreeCell, Spider, Solitaire, Hearts, Minesweeper or Pinball. All are games that are usually installed during the installation of Windows itself.

Selecting a game from the list will enable the image beneath the list. Once you have chosen a game, clicking this image will start the game.



Some Useful Internet Links. This is a list of around 40 useful Australian web sites. It is not extensive and cannot be added to but covers a variety of areas such as travel, TV, lifestyles.

Selecting a web site from the list will enable the

image beneath the list. Once you have chosen a web site you would like to visit, clicking the image will take you there.

Secrett Systems has no control over the content of these pages nor can we guarantee that the pages will always be available.

In each example above, none of the programs referred to are installed by EziMenu.

All programs mentioned are registered trademarks of the copyright owners.

There are some other buttons to consider:



EziMenu. This image displays a dialog that tells you a tiny little bit about the program. Most importantly, it tells you how to contact us if you need help.


The About dialog also displays a 'Register' button. Clicking this button will enable you to enter a registration code that you can obtain from Secrett Systems by purchasing the program.

The picture at the start of this section shows the screen you would see in the registered version of the program. In the unregistered version you can also display the 'About' dialog by clicking the 'Register Now!' button displayed at the bottom of the screen.



Secrett Systems. This image will connect you to the Secrett Systems web site product page at <http://www.secrett-systems.com/products.htm>.

So you need to be connected to the Internet when you click it.



Go To Windows. You may have someone more experienced than you that uses your computer. They probably don't want to use EziMenu but you don't want them to turn it off. This button will shrink the program down so that you can see the regular Windows backdrop and menus etc. A dialog is displayed first telling you how to get back to EziMenu.



Turn Off Computer. Clicking this button displays a dialog that gives you the option of turning off the computer or just turning off the program.

Click 'Turn Computer Off' or 'Turn EziMenu' Off depending upon what it is you want to do.

Clicking 'Turn Computer Off' will shut down your computer completely.

(You can also click 'Back to EziMenu' if you change your mind.)



Read User Manual. Clicking this button will display the EziMenu User Manual. You must have Adobe Reader installed to use this feature.

Contact Us

Secrett Systems can be contacted at any time for support, product advice, bulk pricing etc. as follows:

Mail: Secrett Systems
8 Lido Court
Para Hills
South Australia, 5096

ABN: 22 307 891 173

Phone: +416 113 513

Email: help@secrett-systems.com
sales@secrett-systems.com

Web: <http://www.secrett-systems.com>

Product Information: <http://www.secrett-systems.com/products.htm>